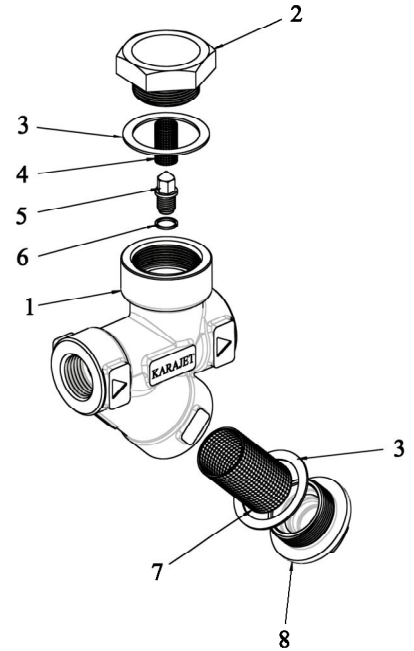
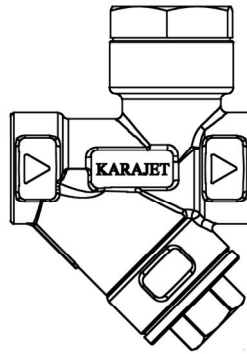


Description

The trap has an integrated strainer and a removable venturi insert. At start-up, air and non-condensable gases are vented through the nozzle. After air evacuation, the saturated steam approaches the nozzle. Once the steam reaches the nozzle it begins to eject the condensate through the orifice. When hot condensate passes through the orifice, the pressure will drop and causes evaporation. The evaporated steam expands and leads to more condensate blockage due to higher orifice back pressure. These horizontal/vertical traps are easy to maintain

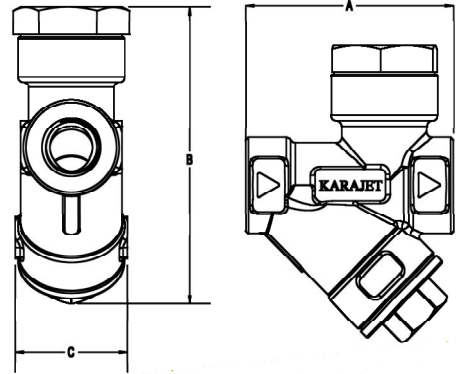
Material

NO	Part	Material
1	Body	ASTM A351-CF3M
2	Top cap	ASTM A351-CF3M
3	Gasket	Graphite
4	Secondary strainer	316 stainless steel
5	Removable orifice insert	316 stainless steel
6	Orifice insert gasket	PTFE
7	Primary strainer	316 stainless steel
8	Bottom cap	ASTM A351-CF3M

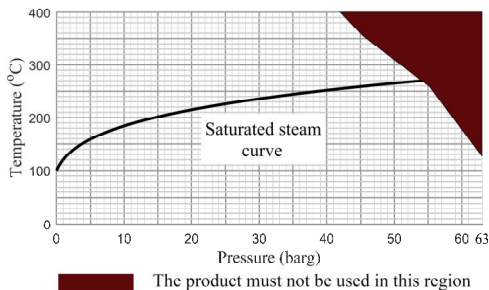


Dimensions / weights (approximate) in mm and kg

Size	A			B	C	Weight		
	Screwed	#150	#300			Screwed	#150	#300
1/2"	80	180	190	120	42	1	2.1	2.7
3/4"	80	190	200	120	42	1	2.7	3.7
1"	80	195	205	120	42	1	3.4	4.6

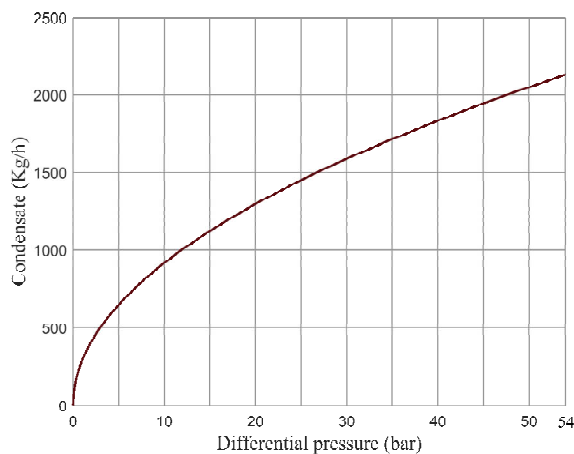


Pressure / temperature limits



Body design conditions	PN63
PMA (Max. allowable pressure)	63 barg @ 125°C
TMA (Max. allowable temp.)	400 °C @ 42barg
Max. cold hydraulic test pressure	95 barg

Capacities



Available spares

- Removable orifice
- Strainer screen
- Gaskets